

# THE WATER LINE

June, 2007

Nob Hill Water Association


Edition 37



## Annual Meeting Recap

The 99th Annual Meeting of the Nob Hill Water Association was held on March 21, 2007. Eleven members attended the meeting. Jeff Stevens' term was renewed for another five years.

Copies of the meeting minutes are available in the office.



### Holiday Closure:

Wednesday, July 4th

Nob Hill Water  
Board of Trustees

John Fairbrook, President  
Jim Allison, Vice President  
Jeff Stevens, Treas./Sec.  
Doug Keller, Trustee  
Don Emerick, Trustee

## Cross Connection

Our Cross Connection program is continuing this summer. Our backflow testers will be working through the system testing devices and inspecting properties.

As a courtesy to our members, Nob Hill Water will continue to test backflow devices at no charge to the homeowner.

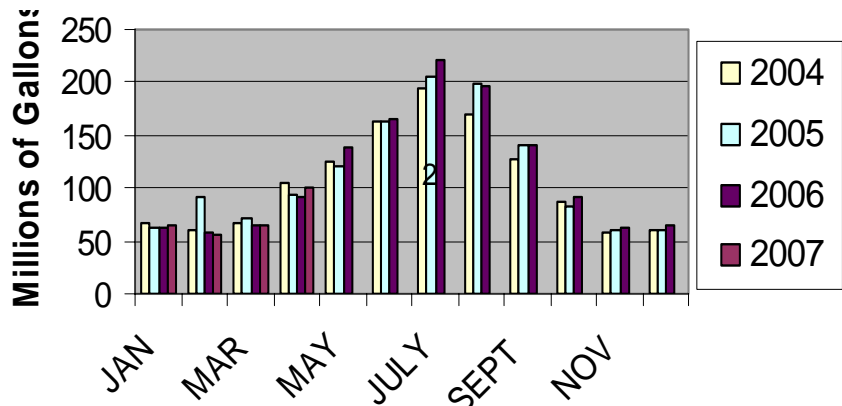
A great big THANK YOU to all of you who have installed the correct backflow devices. Your continued cooperation is greatly appreciated!



## Look inside for our annual water quality report!




### Water Usage History



## 2006 Nob Hill Water Facts

- ◆ **Nob Hill Water pumped 1,360,888,000 gallons of water in 2006.**
- ◆ **Nob Hill Water has 9,774 services serving an estimated population of 25,387.**
- ◆ **Nob Hill Water crews installed over 6 miles (33,258 feet) of mainline in 2006.**
- ◆ **Nob Hill Water has over 146.75 miles of water mains in the distribution system.**
- ◆ **Nob Hill Water installed 261 new services in 2006, consisting of 178 — 3/4” meters and 83 — 1” meters.**

<u>Word Search</u>	C	M	A	G	U	A	H	L	A	Q	M	C
Clean	Q	O	P	W	R	F	L	J	T	N	D	L
Conservation	E	W	N	A	P	R	E	S	S	U	R	E
Environment	N	F	L	S	Q	T	A	B	P	T	S	A
Leak	V	E	K	P	E	U	K	L	U	J	H	N
Mainline	I	Y	W	R	M	R	A	T	P	K	O	W
Meter	R	U	A	I	A	L	V	J	M	Q	R	P
Pressure	O	B	S	N	I	T	C	A	E	E	T	L
Safe	N	G	S	K	N	Y	J	M	T	L	S	G
Short shower	M	W	E	L	L	E	S	S	E	I	H	M
Sprinklers	E	C	R	E	I	S	A	T	R	E	O	P
Waste	N	V	N	R	N	W	F	U	L	B	W	N
Well	T	W	I	S	E	A	E	W	L	Q	E	O
Water	J	A	N	V	S	P	W	A	T	E	R	S
Agua (Spanish)												
Aqua (Latin)												
Eau (French)												
Wasser (German)												



# NOB HILL WATER ASSOCIATION 2006 ANNUAL WATER QUALITY REPORT

Nob Hill Water Association is pleased to submit our annual Water Quality Report to you, our members. This report contains information about the overall condition of your drinking water. We hope you find this information helpful and informative. We encourage you to take a few minutes to review it. Nob Hill Water is committed to providing our members with high quality drinking water. If you have any questions, comments or suggestions about this report, please contact our office at 966-0272.

## About this report...

The federal Safe Drinking Water Act requires that water systems provide their customers with annual reports on the quality of their drinking water. Nob Hill Water is pleased to comply.

In this issue you will find information on:

- ◆ Sources of our water
- ◆ Water test results
- ◆ Water quality contact information

## For more water quality information:

EPA Safe Drinking Water Hotline  
(800) 426-4791 [www.epa.gov/safewater](http://www.epa.gov/safewater)  
Washington State Dept. of Health  
509-456-3115 [www.doh.wa.gov/ehp/dw](http://www.doh.wa.gov/ehp/dw)

## WATER SAMPLE RESULTS

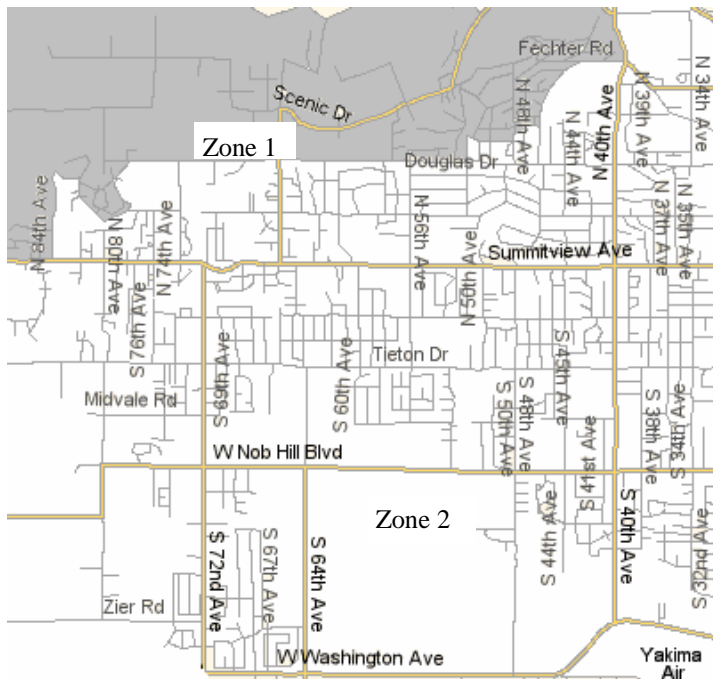
The Federal Safe Drinking Water Act (SDWA) of 1996 requires water utilities to produce an annual water quality report on testing and results. The opposite page contains a summary of the latest test results of Nob Hill's water by an independent certified laboratory. The SDWA directs the U.S. Environmental Protection Agency to establish national drinking water standards. In the State of Washington, this program is managed by the State Department of Health. There are two categories of standards: PRIMARY and SECONDARY. Primary standards are set to protect your health. Secondary standards are set for aesthetic qualities such as appearance, taste, odor and color. The presence of contaminants does not necessarily indicate that the water poses a health risk. More information about contaminants and potential health effects can be obtained by calling the **Environmental Protection Agency Safe Drinking Water Hotline at (800) 426-4791**. If you have questions or comments about this report, please call our office.

The Nob Hill Water distribution system is divided into 2 zones. (See Map) Residents in Zone 1 get their water from Well #3. Residents in Zone 2 get their water from a combination of up to 3 wells.

All of our water comes from deep wells. It is pumped from the well, treated with chlorine for disinfection and then fed directly into the system or into one of our reservoirs for storage. We pump an average of 2 million gallons per day in the winter and 6 million gallons per day in the summer.

## SPECIAL INFORMATION

Some people may be more vulnerable to contaminants in drinking water than the general population. Immuno-compromised persons such as persons with cancer undergoing chemotherapy, persons who have undergone organ transplants, persons with HIV/AIDS or other immune systems disorders, some elderly persons and infants can be particularly at risk from infections. These people should seek advice from their health care provider about drinking water.



**PRIMARY STANDARDS / HEALTH RELATED STANDARDS**

INORGANICS	MCL	ZONE 1		ZONE 2			UNITS	Major sources listed by EPA
		WELL #3	WELL #1	WELL #2	WELL #5			
Antimony	0.006	ND	ND	ND	ND	mg/L	Erosion of natural deposits	
Arsenic	0.05	ND	.0026	ND	ND	mg/L	Erosion of natural deposits	
Barium	2	ND	.027	ND	ND	mg/L	Erosion of natural deposits	
Beryllium	0.004	ND	ND	ND	ND	mg/L	Erosion of natural deposits	
Cadmium	0.005	ND	ND	ND	ND	mg/L	Erosion of natural deposits	
Chromium	0.1	ND	ND	ND	ND	mg/L	Erosion of natural deposits	
Lead♦	0.015	ND	0.0005	ND	ND	mg/L	Erosion of natural deposits	
Mercury	0.002	ND	ND	ND	ND	mg/L	Erosion of natural deposits	
Nickel	0.1	ND	ND	ND	ND	mg/L	Erosion of natural deposits	
Selenium	0.05	ND	ND	ND	ND	mg/L	Erosion of natural deposits	
Silver	0.05	ND	ND	ND	ND	mg/L	Erosion of natural deposits	
Sodium	**	11	47	34	32	mg/L	Erosion of natural deposits	
Thallium	0.002	ND	ND	ND	ND	mg/L	Erosion of natural deposits	
Cyanide	0.2	ND	ND	ND	ND	mg/L	Erosion of natural deposits	
Nitrate	10	ND	.23	.15	.52	mg/L	Erosion of natural deposits	
Nitrite	1	ND	ND	ND	ND	mg/L	Erosion of natural deposits	

**ORGANICS**

Volatile Organic Chemicals - 61 chemicals tested - none detected

Synthetic Organic Chemicals - none detected

Trihalomehtnes	80	distribution system average 2.9 PPB					by product of chlorination
Haloaletic Acids	60	distribution system average 8.6 PPB					by product of chlorination
<b>BACTERIOLOGICAL</b>							Naturally present in the
Coliform	0	0	0	0	0	#/100 ml	environment

**RADIONUCLIDES**

Gross Alpha	15 <sup>1</sup>	ND	ND	ND	ND	pCi/L	Erosion of natural deposits
Gross Beta	50	ND	7	ND	4	pCi/L	Erosion of natural deposits

<sup>1</sup> - Excluding Uranium

**SECONDARY STANDARDS / AESTHETIC STANDARDS**

Copper♦	1.3	ND	.0027	ND	ND	mg/L	Erosion of natural deposits
Iron	0.3	ND	.23	ND	ND	mg/L	Erosion of natural deposits
Manganese	0.05	ND	.0206	0.03	0.026	mg/L	Erosion of natural deposits
Zinc	5	ND	ND	ND	ND	mg/L	Erosion of natural deposits
Chloride	250	ND	12.4	ND	ND	mg/L	Erosion of natural deposits
Fluoride	4	1	.65	1	ND	mg/L	Erosion of natural deposits
Sulfate	250	ND	30.2	ND	ND	mg/L	Erosion of natural deposits

**PHYSICAL PARAMETERS**

Hardness	**	53	117	52	51	mg/L as CaCO3
Conductivity	700	260	453	260	170	Micromhos/cm 25 deg
Turbidity	1	ND	1	ND	ND	NTU
Color	15	ND	ND	ND	ND	Color Units

Hardness note: To figure grains of hardness, divide mg/L by 17. Nob Hill's water averages approximately 3 grains.

**UNREGULATED**

Magnesium	**	5.6	11.8	4.8	4.5	mg/L	Erosion of natural deposits
Calcium	**	12	27.2	13	13	mg/L	Erosion of natural deposits

**ABBREVIATIONS AND DEFINITIONS:**

MCL - Maximum Contaminate Level - The highest level of a contaminant that is allowed in drinking water.

mg/L - Milligrams per liter ( 1mg/L = 1 PPM)

pCi/L – Picocuries per liter

PPB – Parts per Billion

ND - None detected

NTU – Nephelometric Turbidity Unit

\*\* - No standard has been set

♦- Federal Action Level, not MCL